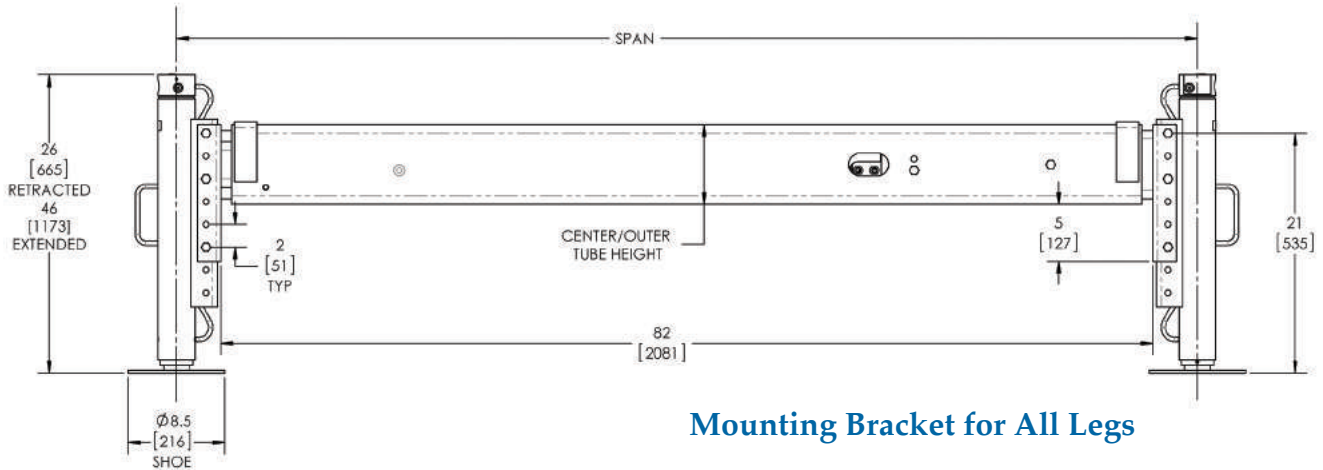


HYDRAULIC OUTRIGGER SYSTEMS FOR WORK TRUCKS

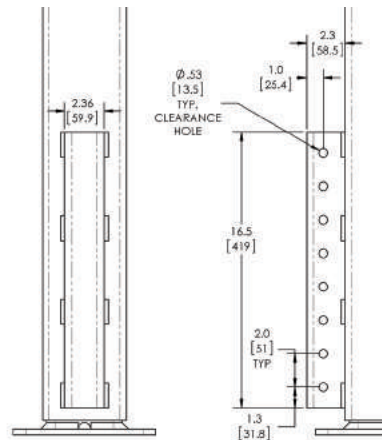
Round Legs (Measurements shown in inches | mm)

Part #	System Description	Control Type*	Bore	Stroke	Span Retracted	Span Extended	Extend Stroke	Center/Outer Tube Height
Boom Stabilization <6,000 lbs. 26.7 kN — 38,000 ft-lbs. 51.5kN-m								
901000980	Manual Out-Power Down		2.25 57.2	20 508	89 2261	125 3175	36 914	5 127
901000981	Power Out-Power Down							
901000982	Manual out-Power Down w/ Pump and Control	RF						
901000983	Power Out-Power Down w/ Pump and Control	RF						
9010001058	Manual out-Power Down w/ Pump and Control	FF						
9010001059	Power Out-Power Down w/ Pump and Control	FF						
Boom Stabilization <14,000 lbs. 62.3 kN — 82,600 ft-lbs. 112 kN-m								
9010001097	Power Out-Power Down		3 76.2	20 508	90 2286	132 3353	42 1067	7 178
9010001098	Power Out-Power Down w/ Manual Valve Bank							

* FF = Front Facing | RF = Rear Facing



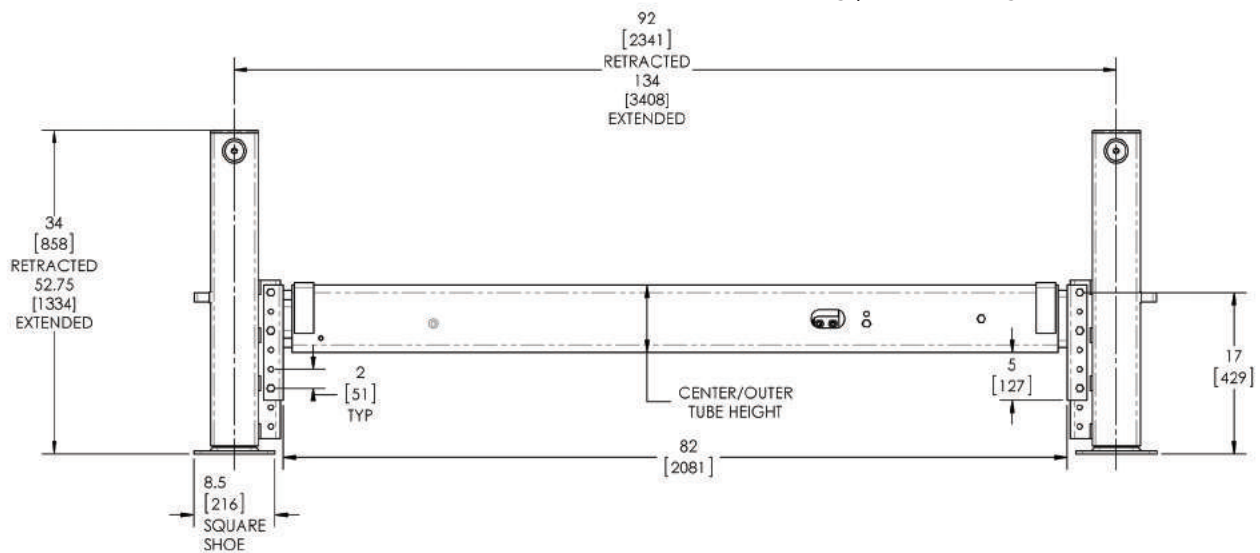
Mounting Bracket for All Legs



Square Legs (Measurements shown in inches | mm)

Part #	System Description	Control Type*	Leg Stroke	Extend Stroke	Center/Outer Tube Height
Boom Stabilization <6,000 lbs. 26.7 kN — 38,000 ft-lbs. 51.5kN-m					
9010001068	Power Out-Power Down		18.75 476	36 914	5 127
9010001069	Power Out-Power Down w/ Pump and Control	RF			
Boom Stabilization <14,000 lbs. 62.3 kN — 82,600 ft-lbs. 112 kN-m					
9010001070	Power Out-Power Down		18.75 476	42 1067	7 178
9010001071	Power Out-Power Down w/ Manual Valve Bank				

* FF = Front Facing | RF = Rear Facing



Hydraulic Outrigger Components

Part #	Description
9010000783	2-1/4" Bore Round Leg 20" Stroke
9010000917	3" Bore Round Leg 20" Stroke
9010001054	Square Leg 18-3/4" Stroke
3510000289	Pump and Manifold Assembly
1510000280	Control Panel - Front Facing
1510000265	Control Panel - Rear Facing
1510000281-072	Wiring Harness - Front Facing Control
1510000266-072	Wiring Harness - Rear Facing Control
9010001056	Manual Valve Bank
2010000577	Valve Bank Handles